

How to play Tic-tac-toe

Tic-tac-toe is a 2-player mind game that has one or no winner and can be played using a pen and paper. Following instructions walk through the steps to play the game.

Draw the board

Using the pen and paper, draw a 3x3 square grid board.




Figure 1: Tic-tac-toe 3x3 board

Mark the grids

Player 1

Initiate the game by marking any of the grid boxes with 'X' or 'O' before handing over the turn to player 2.




Figure 2: Player 1 marking X and starts the game

Note Symbol chosen by the player remains the same until the end of the game.

Player 2

Continue the game by marking the unmarked grid box(es) using the symbol not chosen by player 1.




Figure 3: Player 2 marking O in response to the opponent's move

Keep alternating the moves

Mark the grid board alternatively with respective symbols chosen by the players until the winner has drawn a row of 3 symbols (vertical, horizontal, or diagonal) or until no one has won (when the board is filled with Xs and Os not aligned in a row).




Figure 4: Player wins the game with 3 consecutive Xs in a row

References

wikiHow. (2020, 01 14). Paper and pencil games. Retrieved from wikiHow: <https://www.wikihow.com/Play-Tic-Tac-Toe>